







King House Removals Omnium Series 2017

Voucher										Competition	Points	
Place		1	2	3	4	5	6	7	8	Run Total	Points	
U13 Girls	1	Caitlin Kelly	3	2	2	2	5	2	5		21	
	2	Olivia McCabe	2	5	3	5	2	3	2		22	
	3										0	
	4	Adelle Stevenson	5	3	5	3	3	5	3		27	
	5										0	
	6										0	
	7										0	
	8										0	
	9										0	
	10										0	
	11										0	
											0	
U13 Boys	1	Jack Mcleod	5	6	4	6	7	6	5		39	
	2	Magnus Jamieson	6	7	3	7	6	7	7		43	
	3	Oliver Borrie	3	2	0	2	3	2	6		18	
	4	Kayne Borrie	4	4	0	4	5	3	3		23	
	5	Jessie Willis	7	10	5	8	8	8	8		54	
	6	Marshall Erwood	9	8	7	10	10	10	10		64	
	7	Hamish Barlow	2	3	0	3	4	4	4		20	
	8	Ben Mulholland	0	5	2	5	2	5	2		21	
	9										0	
	10										0	
	11										0	
											0	
U15 Girls	1	Danja Jamieson	5	7	0	4	0	4	4		24	
	2	Mya Peterson	2	3	4	3	2	5	5		24	
	3	Ciara Kelly	6	4	5	6	3	6	6		36	
	4	Hayley Paterson	3	5	6	7	4	7	7		39	
	5	Jade Cameron	7	8	8	8	6	8	8		53	
	6	Jaz Mcleod	8	9	10	5	7	10	10		59	
	7	Rhylee Akeroyd	4	11	0	11	9	12	12		59	
	8	Davi Frew	10	6	7	9	5	9	9		55	

Open Men

1	Bradley Jenner	3	3	2	2	3	2	2		17
2	Caleb Turnbull	0	4	0	0	2	3	0		9
3	Ewan Syme	6	0	7	0	8	6	4		31
4	Corbin Strong	0	0	0	0	10	0	0		10
5	Nepia Ruwhiu	0	8	0	4	5	0	7		24
6	Brendan Akeroyd	0	6	0	0	0	0	0		6
7	Mike White	0	0	0	0	0	0	0		0
8	Joshua Haggerty	0	0	0	0	0	0	0		0
9	Sam Miller	0	7	3	5	0	0	0		15
10	Jack Pedler	4	5	5	6	6	5	0		31
11	Wally Kopae	2	0	0	0	0	0	0		2
12	Andy Whelan	0	2	0	0	0	0	0		2
13	Callum Holloway	0	0	4	0	4	0	0		8
14	Ben Hogan	0	0	0	3	0	4	3		10
15	Hamish Beadle	0	10	0	8	7	0	0		25
16	Hamish Keast	0	0	0	0	0	8	5		13

	Jersey no voucher	Jersey winner	
	Jersey & voucher	Series Leader	
		Voucher winner	
		lowest score	

	flying 20	kilo		flying 200	500tt	1000tt	flying 200	500tt	1000tt	flying 200	500tt	1000tt	
Open Me	Bradley Jenner	13.03	1.18.23		13.89	41.48	1.22.62	13.38	40.22	1.18.86	13.33	40.85	1.20.23
	Caleb Turnbull	0	0				13.88	40.47	1.20.53	0			
	Ewan Syme	11.52	1.10.00		11.68	38.12	1.11.23	11.18	36.8	1.08.59	11.24	38.96	1.12.18
	Corbin Strong	0	0				11.23	36.43	1.07.15	0			
	Nepia Ruwhiu	0	0				11.81	38.74	1.12.79	11.2	38.26	1.11.82	
	Brendan Akeroyd	0	0				0	0	0	0			
	Mike White	0	0				0	0	0	0			
	Joshua Haggerty	0	0				0	0	0	0			
	Sam Miller	0	0		12.53	40.68	1.16.96	0	0	0	0		
	Jack Pedler	12.35	1.13.82		12.48	38.83	1.13.46	12.23	37.5	1.11.45	0		
	Wally Kopae	13.36	0				0	0	0	0			
	Andy Whelan	0	0				0	0	0	0			
	Callum Holloway	0	0		12.88	39.31	1.16.74	12.94	39.01	1.15.66	0		
	Ben hogan						0	0	0	12.21	38.26	1.11.82	
	Hamish Beadle						11.75	36.65	1.09.61	0			
	Hamish Keast									11.62	37.33	1.10.27	

fastest individual times

