



BikeNZ 2014 Age Group & Omnium  
Track National Championships  
SIT Zero Fees Velodrome, Invercargill,  
New Zealand



Communique #R90

Results

EVENT 90 - W17 500M TEAM SPRINT FINAL

Rang RANK	Dossard BIB	NOM Prenom NAME	Pays NAT	Time	Km/H
<b>3/4</b>					
1	9	TAS W17 TS		39.070	46.071
	80	KERR Michaela	TAS NZ2023887		Tasman JU17 Girls
	81	ANDERSON Laura	TAS NZ2016839		Tasman JU17 Girls
2	2	SLD W17 TS2		40.053	44.940
	64	DOHERTY Aly	SLD NZ2017165		Cycling Southland JU17 Girls
	65	KILPATRICK Kendall	SLD		Cycling Southland JU17 Girls
<b>Final</b>					
1	1	SLD W17 TS 1		37.358	48.182
	61	CUMMING Emma	SLD		Cycling Southland JU17 Girls
	62	ANDREWS Ellesse	SLD		Cycling Southland JU17 Girls
2	7	WCNI W17 TS1		37.918	47.471
	76	DRUMMOND Michaela	WCNZ2017238		West Coast North Isl JU17 Girls
	78	SHEARMAN Emily	WCNZ2021279		West Coast North Isl JU17 Girls

Approved by  
the College of Commissaires





BikeNZ 2014 Age Group & Omnium  
Track National Championships  
SIT Zero Fees Velodrome, Invercargill,  
New Zealand




Communique #R91


Results

EVENT 91 - M17 750M TEAM SPRINT FINAL

Rang RANK	Dossard BIB	NOM Prenom NAME	Pays NAT	Time	Km/H
<b>3/4</b>					
<b>1</b>	<b>15</b>	<b>CANT M17 TS</b>		<b>51.380</b>	<b>52.550</b>
	37	SCOTT Joshua	CAN NZ2024081	Canterbury JU17 Boys	
	38	SMITH Joshua	CAN NZ2021453	Canterbury JU17 Boys	
	39	TRENCHARD Matthew	CAN NZ2022040	Canterbury JU17 Boys	
<b>2</b>	<b>18</b>	<b>WCNI M17 TS</b>		<b>51.578</b>	<b>52.348</b>
	47	STEWART Campbell	WCNNZ2021649	West Coast North Isl JU17 Boys	
	48	GROUBE Carne	WCNNZ2018066	West Coast North Isl JU17 Boys	
	50	SIMPSON Cody	WCNNZ2023266	West Coast North Isl JU17 Boys	
<b>Final</b>					
<b>1</b>	<b>13</b>	<b>SLD M17 TS 1</b>		<b>50.113</b>	<b>53.878</b>
	27	BEADLE Hamish	SLD NZ2015900	Cycling Southland JU17 Boys	
	28	STEPHENS Brayden	SLD NZ2021612	Cycling Southland JU17 Boys	
	29	SEXTON Tom	SLD NZ2021238	Cycling Southland JU17 Boys	
<b>2</b>	<b>14</b>	<b>SLD M17 TS 2</b>		<b>50.501</b>	<b>53.464</b>
	30	KNIPE Bradly	SLD NZ2023253	Cycling Southland JU17 Boys	
	31	STRONG Hayden	SLD NZ2021711	Cycling Southland JU17 Boys	
	32	MORRIS Mitchell	SLD NZ2023920	Cycling Southland JU17 Boys	

Approved by  
the College of Commissaires



BikeNZ 2014 Age Group & Omnium  
Track National Championships  
SIT Zero Fees Velodrome, Invercargill,  
New Zealand



**Communique #R92**

**Results**

**EVENT 92 - W 1 & 2 500M TEAM SPRINT FINAL**

Rang RANK	Dossard BIB	NOM Prenom NAME	Pays NAT	Time	Km/H
<b>3/4</b>					
<b>1</b>	<b>22</b>	<b>SLD W1 &amp; 2 TS 3</b>		<b>42.273</b>	<b>42.580</b>
	195	COX Kerry	SLD NZ2016850	Cycling Southland M1Women	
	197	BARTON Sonya	SLD NZ2022970	Cycling Southland M2Women	
<b>2</b>	<b>24</b>	<b>CANT W1 &amp; 2 TS</b>		<b>42.629</b>	<b>42.225</b>
	200	MCGRATH Shona	CAN NZ2023079	Canterbury M2Women	
	201	KEENAN Philipa	CAN NZ2027494	Canterbury M2Women	
<b>Final</b>					
<b>1</b>	<b>20</b>	<b>SLD W1 &amp; 2 TS 1</b>		<b>37.999</b>	<b>47.370</b>
	191	CRIGLINGTON Erin	SLD NZ2016886	Cycling Southland M1Women	
	192	CHAMPION Cherie	SLD NZ2023313	Cycling Southland M1Women	
<b>2</b>	<b>21</b>	<b>SLD W1 &amp; 2 TS 2</b>		<b>40.157</b>	<b>44.824</b>
	193	GOUGH Kylea	SLD NZ2017952	Cycling Southland M1Women	
	194	STEVENS Nicola	SLD NZ2021624	Cycling Southland M1Women	

Approved by  
the College of Commissaires





BikeNZ 2014 Age Group & Omnium  
Track National Championships  
SIT Zero Fees Velodrome, Invercargill,  
New Zealand



Communique #R93

Results

EVENT 93 - M1, 2 & 3 750M TEAM SPRINT FINAL

Rang RANK	Dossard BIB	NOM Prenom NAME	Pays NAT	Time	Km/H
--------------	----------------	--------------------	-------------	------	------

3/4

1	26	SLD M1,2&3 TS 1		50.943	53.000
	131	WHITE Michael	SLD NZ2022428	Cycling Southland M1Men	
	154	STOCK Jerard	SLD	Cycling Southland M2Men	
	155	SMITH Garry	SLD	Cycling Southland M2Men	

2	32	OTA M1,2,3 TS 1		51.988	51.935
	150	HENDERSON Chris	OTA	Otago M1Men	
	151	WESTOBY Gordon	OTA	Otago M1Men	
	153	THOMAS Stu	OTA	Otago M1Men	

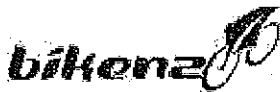
Final

1	25	SLD M1, 2& 3 TS 2		50.161	53.827
	134	ROULSTON Brett	SLD NZ2023919	Cycling Southland M1Men	
	159	ANDREWS Jon	SLD	Cycling Southland M2Men	
	158	NICHOLAS Roger	SLD NZ2022971	Cycling Southland M2Men	

2	28	CANT M1,2&3 TS 1		50.807	53.142
	137	OWNSWORTH Russell	CAN NZ2020409	Canterbury M1Men	
	162	KIRCHER Paul	CAN NZ2014210	Canterbury M2Men	
	164	EYRE Wayne	CAN NZ2017447	Canterbury M2Men	

Approved by  
the College of Commissaires





BikeNZ 2014 Age Group & Omnium  
Track National Championships  
SIT Zero Fees Velodrome, Invercargill,  
New Zealand



**Communique #R94**

**Results**

**EVENT 94 - W17 3000M TEAM PURSUIT FINAL**

ER 2000M): AUCKLAND 1 2.33.364

I

NZ RECORD (OVER 2000M): WEST COAST NOR

Rang RANK	Dossard BIB	NOM Prenom NAME	Pays NAT	1K	2K 1K->2K	3K 2K->3K	Time	Km/H
--------------	----------------	--------------------	-------------	----	--------------	--------------	------	------

2 42 SLD W17 TP 3:57.540 45.466

61	CUMMING Emma	SLD	Cycling Southland JU17 Girls
62	ANDREWS Ellesse	SLD	Cycling Southland JU17 Girls
64	DOHERTY Aly	SLD NZ2017165	Cycling Southland JU17 Girls
65	KILPATRICK Kendall	SLD	Cycling Southland JU17 Girls

Approved by  
the College of Commissaires





BikeNZ 2014 Age Group & Omnium  
Track National Championships  
SIT Zero Fees Velodrome, Invercargill,  
New Zealand



**Communique #R94**

**Results**

**EVENT 94 - W17 3000M TEAM PURSUIT FINAL**

RECORD (OVER 2000M): AUCKLAND 1 2.33.364

NZ RECORD (OVER 2000M): WEST COAST NOR

Rang RANK	Dossard BIB	NOM Prenom NAME	Pays NAT	1K	2K 1K->2K	3K 2K->3K	Time	Km/H
--------------	----------------	--------------------	-------------	----	--------------	--------------	------	------

**3/4**

<b>1</b>	<b>45</b>	<b>WCNI W17 TP</b>					<b>3:54.920</b>	<b>45.973</b>
	76	DRUMMOND Michaela	WCNZ2017238	West Coast North Isl JU17 Girls				
	77	ARBUCKLE Libby	WCNZ2022998	West Coast North Isl JU17 Girls				
	78	SHEARMAN Emily	WCNZ2021279	West Coast North Isl JU17 Girls				
	79	DAVIE Simone	WCNZ2017018	West Coast North Isl JU17 Girls				

<b>2</b>	<b>53</b>	<b>W17 TP COMP 1</b>					<b>3:59.650</b>	<b>45.066</b>
	84	SMITH Isabella	MSC735993	Mid South Canterbury JU17 Girls				
	83	BLAKELY Holly	WELNZ2023119	Wellington JU17 Girls				
	82	COWMAN Georgia	TAS NZ20116839	Tasman JU17 Girls				
	75	PARK Madeleine	AKL NZ2020435	Auckland JU17 Girls				

**Final**

<b>1</b>	<b>43</b>	<b>CANT W17 TP</b>					<b>3:56.350</b>	<b>45.695</b>
	66	MCLEOD Sarah	CAN NZ2019830	Canterbury JU17 Girls				
	67	LAMBLEY Christine	CAN NZ2019113	Canterbury JU17 Girls				
	68	MCCAUGHAN Phoebe	CAN NZ2019658	Canterbury JU17 Girls				
	69	JENKINS Chloe	CAN NZ2022879	Canterbury JU17 Girls				



BikeNZ 2014 Age Group & Omnium  
Track National Championships  
SIT Zero Fees Velodrome, Invercargill,  
New Zealand



Communique #R95

Results

EVENT 95 - M17 3000M TEAM PURSUIT FINAL

Rang RANK	Dossard BIB	NOM Prenom NAME	Pays NAT	1K	2K 1K->2K	3K 2K->3K	Time	Km/H
--------------	----------------	--------------------	-------------	----	--------------	--------------	------	------

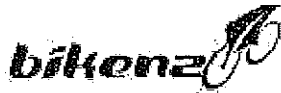
3/4

1	39	AUCK M17 TP					3:30.280	51.360
	43	CARSWELL Michael	AKL NZ202281	Auckland JU17 Boys				
	44	LEITCH Bradley	AKL NZ2019223	Auckland JU17 Boys				
	45	BROWN Connor	AKL NZ2016212	Auckland JU17 Boys				
	46	KERBY Laurence	AKL NZ2018987	Auckland JU17 Boys				

2	38	CANT M17 TP					3:32.850	50.740
	37	SCOTT Joshua	CAN NZ2024081	Canterbury JU17 Boys				
	38	SMITH Joshua	CAN NZ2021453	Canterbury JU17 Boys				
	39	TRENCHARD Matthew	CAN NZ2022040	Canterbury JU17 Boys				
	40	JONES Hugo	CAN NZ2018875	Canterbury JU17 Boys				

Final

1	36	SLD M17 TP 1					<b>RECORD</b> 3:24.440	52.827
	29	SEXTON Tom	SLD NZ2021238	Cycling Southland JU17 Boys				
	28	STEPHENS Brayden	SLD NZ2021612	Cycling Southland JU17 Boys				
	31	STRONG Hayden	SLD NZ2021711	Cycling Southland JU17 Boys				
	27	BEADLE Hamish	SLD NZ2015900	Cycling Southland JU17 Boys				



BikeNZ 2014 Age Group & Omnium  
Track National Championships  
SIT Zero Fees Velodrome, Invercargill,  
New Zealand



**Communique #R95**

**Results**

**EVENT 95 - M17 3000M TEAM PURSUIT FINAL**

Rang RANK	Dossard BIB	NOM Prenom NAME	Pays NAT	1K	2K 1K->2K	3K 2K->3K	Time	Km/H
--------------	----------------	--------------------	-------------	----	--------------	--------------	------	------

**2**    40    WCNI M17 TP    3:27.890    51.951

47 STEWART Campbell	WCNZ2021649	West Coast North Isl JU17 Boys
48 GROUBE Carne	WCNZ2018066	West Coast North Isl JU17 Boys
49 DENHOLM Chris	WCNZ2022965	West Coast North Isl JU17 Boys
50 SIMPSON Cody	WCNZ2023266	West Coast North Isl JU17 Boys

Approved by  
the College of Commissaires 





BikeNZ 2014 Age Group & Omnium  
Track National Championships  
SIT Zero Fees Velodrome, Invercargill,  
New Zealand



**Communique #R96**

**Results**

**EVENT 96 - M1 SCRATCH RACE FINAL - 10KM**

2013 CHAMPION: C DOMIGAN (MSC)

Rang	Dossard	NOM	Prenom	Pays
RANK	BIB	NAME		NAT

FINAL					Time: 12:46.516	
					Speed: 46.966 km/h	
1	131	WHITE	Michael	SLD NZ2022428	Cycling Southland M1Men	
2	132	AKERROYD	Brendan	SLD NZ2027227	Cycling Southland M1Men	
3	146	DOMIGAN	Craig	MSC718303	Mid South Canterbury M1Men	
4	136	LIENERT	Andrew	SLD NZ2019256	Cycling Southland M1Men	
5	151	WESTOBY	Gordon	OTA	Otago M1Men	
6	144	SPENCE	Warrick	TAS NZ2027428	Tasman M1Men	
7	145	PERRY	Grant	WEL NZ2020589	Wellington M1Men	
8	150	HENDERSON	Chris	OTA	Otago M1Men	
9	152	CROOKS	Stu	OTA	Otago M1Men	
10	140	WEINRAUCH	Patrick	WCN NZ2022378	West Coast North Isl M1Men	
11	137	OWNSWORTH	Russell	CAN NZ2020409	Canterbury M1Men	
12	135	TAN	Derek	SLD	Cycling Southland M1Men	
13	153	THOMAS	Stu	OTA	Otago M1Men	
	133	PATERSON	Gerald	SLD	Cycling Southland M1Men	DNF
	138	SMALL	Darren	CAN NZ2027658	Canterbury M1Men	DNF
	139	RYAN	Ben	CAN NZ2027680	Canterbury M1Men	DNF

Approved by  
the College of Commissaires